



PALO ALTO FIREWALL


Duration
1 months

**Celebrating 15 years of glorious success
and transforming futures!**



Table of contents


- 1 . About Infocampus
- 2 . Key Features
- 3 . Our Vision
- 4 . About The Program
- 5 . Course Curriculum



About Infocampus

Infocampus is a community of learners, educators, and industry professionals dedicated to creating a supportive and dynamic learning environment. Since 2009, we have specialized in IT and networking courses for both beginners and professionals, bridging the gap between theory and practice. Our mission is to prepare students for the evolving tech industry, making us a trusted choice for career advancement in technology.





Key Features

- Hands on training for real world application
- Highly experienced and skilled faculties
- State-of-the-Art Infrastructure
- Course completion certificate
- Job Assistance



OUR VISION



Assessments



Projects



Certification



Placement





PALA ALTO FIREWALL

Embark on an advanced cybersecurity journey with our Palo Alto Networks course, where participants gain comprehensive insights into cutting-edge security solutions. Explore Palo Alto's next-generation firewall technology, threat prevention methodologies and advanced endpoint protection mechanisms. The course covers essential topics such as configuring Palo Alto firewalls, deploying VPNs for secure remote access for centralized management of security policies. Hands-on experience includes learning threat detection and mitigation techniques, ensuring networks remain resilient against modern cyber threats. Tailored for network administrators, cybersecurity professionals, and IT managers, this course equips learners with the skills to deploy and manage Palo Alto Networks' security solutions effectively, safeguarding organizational networks with robust defense mechanisms.


Palo Alto Firewall




Firewall Basics

- Describe the purpose of a firewall
- Explain Security Domains
- Design secure network using firewalls
- Explain the Firewall types
- Describe packet inspection firewall
- Describe Proxy firewall
- Explain Stateful inspection firewall
- Advantages of a next generation firewall


Palo Alto Firewall



- Introduction to Palo Alto Firewall network.
- Explain One Pass software and Parallel Processing Hardware.
- Compare Palo Alto firewall models.
- Configure management interface of the firewall.
- Build a network using Palo alto firewall.
- Explain and configure virtual router.
- Explain and configure security zones.
- Explain interface types in Palo alto.
- Configure layer 3 interfaces.
- Configure dynamic routing between Palo Alto firewall and cisco router.
- Explain and configure security policy on the firewall.
- Explain and configure object types in Palo Alto.



- Configure and compare different objects.
- Configure Default routing on the firewall.
- Explain and configure NAT options
 - Static NAT
 - Dynamic NAT
 - PAT
 - Bi-directional NAT
 - Destination NAT
- Configure internet access on the firewall.
- Configure DNS server.
- Explain and configure URL filtering options.
- Configure password protection for site access
- Configure interface management profile.
- Explain Threat Protection Options in Palo Alto.




- Anti-virus. Anti-spyware.
- Vulnerability protection.
- File blocking.
- Explain DOS and DDOS attack.
- Configure Zone protection profile.
- Configure DOS attack protection.
- Explain and demonstrate CDP and LLDP protocols.
- Configure LLDP on Palo Alto Firewall.


Explain Highly Availability Options in Palo Alto.

- Explain and configure firewall redundancy using Active-Passive HA.
- Explain and configure how to build a primary and secondary internet connection using default routing.
- Explain and configure how to build a primary and secondary internet connection and failover using policy-based forwarding.


VPN Options in Palo Alto.



- Explain VPN types and usage.
- Explain tunnelling protocols.
- Explain IPSec VPN concept.
- Explain Authentication concepts, pre shared key vs digital certificate.
- Explain Encryption concepts and algorithms.
- Explain Hashing concept and algorithms.
- Configure IPSec site to site vpn on cisco routers.
- Configure IPSec site to site vpn on Palo Alto firewall.
- Configure IPSec vpn between router and firewall.
- Explain Public key infrastructure and certificate authority.
- Generate Digital Certificate on the firewall.
- Explain and configure SSL Remote access vpn using Global Protect.



- Explain and configure SSL decryption.
- Configure multi-vlan support on Palo Alto.
- Explain and configure Virtual wire on firewall.
- Explain and configure TAP interface on Palo Alto.
- Configure VLAN and layer 2 interface on the firewall.
- Install and configure DNS and active directory on windows server.
- Integrate Palo alto firewall with active directory.
- Explain LDAP Protocol.
- Configure traffic filtering based on User-ID.
- Configure backup and restore configurations.
- Configure and manage device admin.
- Configure dynamic admin roles and custom admin roles.
- Basic trouble shooting with firewall CLI.



InfoCampus
6th Floor,Markaz
Complex , Mavoor Road,
Opposite Private Bus
Stand , Kozhikode,
Kerala-673004

www.teaminfocampus.com
hello@teaminfocampus.com

CONTACT: 0495-4897753
9037555777
6282102876